




**MONKEY'S PAW: COIL STYLE**

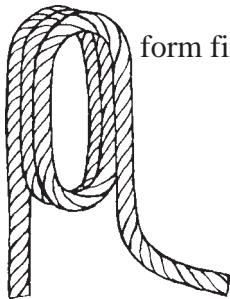
**Narration** ---- (For **monkey's paw coil stile** knot-board.) (1) Form the first coil by stacking three loop on top of each other. (2) Insert core into center of coil. (3) Start second coil by forming a small loop at the bottom of the first coil. (4) Pass the running end behind and (5) across the front to for the first loop of the second coil. (6) Add the second and third loops of the second coil. (7) Start the third coil by reeving the running end through the top of the first coil and (8) then reeve the running end through the bottom of the first coil. (9) Add the second and third loops of the third coil. (10) Work all coils tight over the core.

**[NOTE]** Join the two ends of the monkey's paw with an eye splice, a short splice, or a seizing.

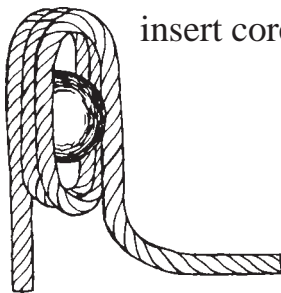


+
**MONKEY'S PAW**
+

(coil style)


1.


form first coil


2.



insert core

start second coil

3.


form small loop


4.


5.


first loop




**6.**



second and third loops


**7.**



start third coil


reeve through

**8.**



reeve through to form first loop


**9.**



add second and third loops

work tight over core

**10.**



[NOTES]

